



Model Number

OBR25M-R201-2EP-IO-L

Laser retroreflective sensor with fixed cable

Features

- Medium design with versatile mounting options
- DuraBeam Laser Sensors - durable and employable like an LED
- Extended temperature range -40°C ... 60°C
- High degree of protection IP69K
- IO-link interface for service and process data

Product information

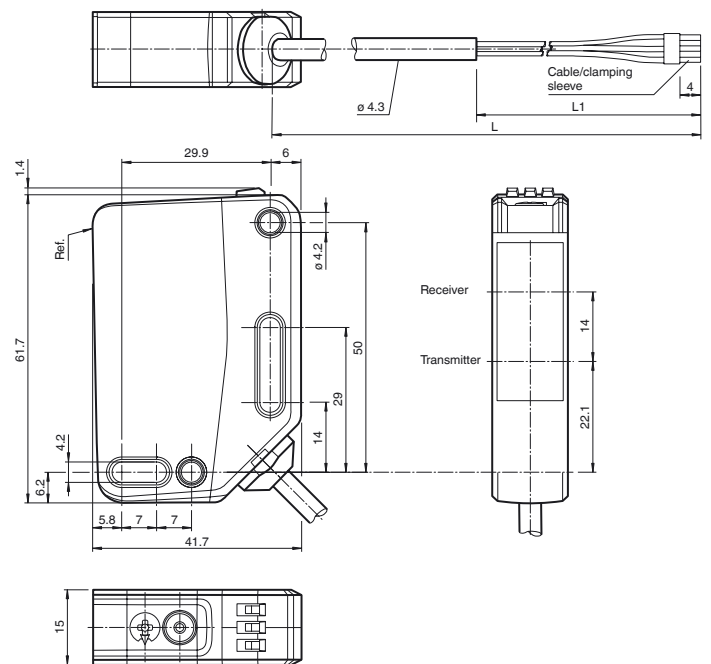
The optical sensors in the series are the first devices to offer an end-to-end solution in a medium-sized standard design—from the thru-beam sensor through to the measuring distance sensor. As a result of this design, the sensors are able to perform practically all standard automation tasks.

The entire series enables sensors to communicate via IO-Link.

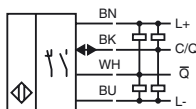
The DuraBeam laser sensors are durable and can be used in the same way as a standard sensor.

Multi Pixel Technology (MPT) ensures that the standard sensors are flexible and can be adapted to the application environment.

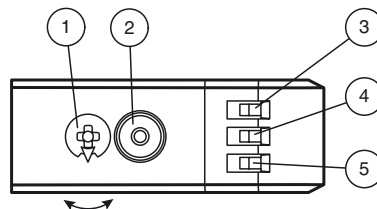
Dimensions



Electrical connection



Indicators/operating means



| | | |
|---|--------------------------------------|----|
| 1 | Sensitivity adjustment | |
| 2 | Light-on / dark-on changeover switch | |
| 3 | Operating indicator / dark on | GN |
| 4 | Signal indicator | YE |
| 5 | Operating indicator / light on | GN |

Release date: 2018-05-23 09:22 Date of issue: 2019-10-31 295670-100087_eng.xml

Technical data**General specifications**

| | |
|---------------------------|-----------------------------|
| Effective detection range | 0 ... 25 m |
| Reflector distance | 0.5 ... 25 m |
| Threshold detection range | 33 m |
| Reference target | H85-2 reflector |
| Light source | laser diode |
| Light type | modulated visible red light |
| Polarization filter | yes |

Laser nominal ratings

| | |
|----------------------------|---|
| Note | LASER LIGHT , DO NOT STARE INTO BEAM |
| Laser class | 1 |
| Wave length | 680 nm |
| Beam divergence | > 5 mrad d63 < 2 mm in the range of 250 mm ... 750 mm |
| Pulse length | 1.6 µs |
| Repetition rate | max. 17.6 kHz |
| max. pulse energy | 9.6 nJ |
| Diameter of the light spot | approx. 50 mm at a distance of 25 m |
| Angle of divergence | approx. 0.1 ° |
| Ambient light limit | EN 60947-5-2 : 60000 Lux |

Functional safety related parameters

| | |
|--------------------------------|-------|
| MTTF _d | 672 a |
| Mission Time (T _M) | 20 a |
| Diagnostic Coverage (DC) | 0 % |

Indicators/operating means

| | |
|---------------------|--|
| Operation indicator | LED green: constantly on - power on flashing (4Hz) - short circuit flashing with short break (1 Hz) - IO-Link mode |
| Function indicator | Yellow LED: Permanently lit - light path clear Permanently off - object detected Flashing (4 Hz) - insufficient operating reserve |
| Control elements | Light-on/dark-on changeover switch |
| Control elements | sensitivity adjustment |

Electrical specifications

| | | |
|------------------------|----------------|-----------------------------------|
| Operating voltage | U _B | 10 ... 30 V DC |
| Ripple | | max. 10 % |
| No-load supply current | I ₀ | < 15 mA at 24 V Operating voltage |
| Protection class | | III |

Interface

| | |
|-----------------------------|---|
| Interface type | IO-Link (via C/Q = BK) |
| Device profile | Identification and diagnosis Smart Sensor type 2.4 |
| Transfer rate | COM 2 (38.4 kBaud) |
| IO-Link Revision | 1.1 |
| Min. cycle time | 2.3 ms |
| Process data width | Process data input 2 Bit Process data output 2 Bit |
| SIO mode support | yes |
| Device ID | 0x111212 (1118738) |
| Compatible master port type | A |

Output

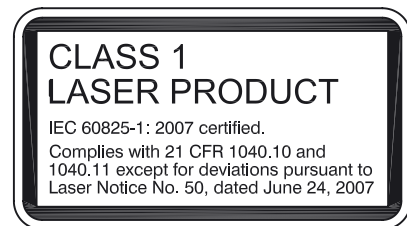
| | | |
|---------------------|---|------------|
| Switching type | The switching type of the sensor is adjustable. The default setting is: C/Q - BK: NPN normally open / dark-on, PNP normally closed / light-on, IO-Link /Q - WH: NPN normally closed / light-on, PNP normally open / dark-on | |
| Signal output | 2 push-pull (4 in 1) outputs, short-circuit protected, reverse polarity protected, overvoltage protected | |
| Switching voltage | max. 30 V DC | |
| Switching current | max. 100 mA , resistive load | |
| Usage category | DC-12 and DC-13 | |
| Voltage drop | U _d | ≤ 1.5 V DC |
| Switching frequency | f | 2000 Hz |
| Response time | | 250 µs |

Conformity

| | |
|-------------------------|-----------------|
| Communication interface | IEC 61131-9 |
| Product standard | EN 60947-5-2 |
| Laser safety | EN 60825-1:2014 |

Ambient conditions

| | |
|---------------------|---|
| Ambient temperature | -40 ... 60 °C (-40 ... 140 °F) , fixed cable -20 ... 60 °C (-4 ... 140 °F) , movable cable not appropriate for conveyor chains |
| Storage temperature | -40 ... 70 °C (-40 ... 158 °F) |

Mechanical specifications**Laserlabel****Accessories****IO-Link-Master02-USB**

IO-Link master, supply via USB port or separate power supply, LED indicators, M12 plug for sensor connection

OMH-RL31-02

Mounting bracket narrow

OMH-RL31-03

Mounting bracket narrow

OMH-RL31-04

Mounting aid for round steel ø 12 mm or sheet 1.5 mm ... 3 mm

OMH-RL31-07

Mounting bracket including adjustment

OMH-R20x-Quick-Mount

Quick mounting accessory

REF-H85-2

Reflector, rectangular 84.5 mm x 84.5 mm, mounting holes

REF-C110-2

Reflector, round ø 84 mm, central mounting hole

REF-H50

Reflector, rectangular 51 mm x 61 mm, mounting holes, fixing strap

REF-VR10

Reflector, rectangular 60 mm x 19 mm, mounting holes

OFR-100/100

Reflective tape 100 mm x 100 mm

REF-MH82

Reflector with Micro-structure, rectangular 82 mm x 60 mm, mounting holes

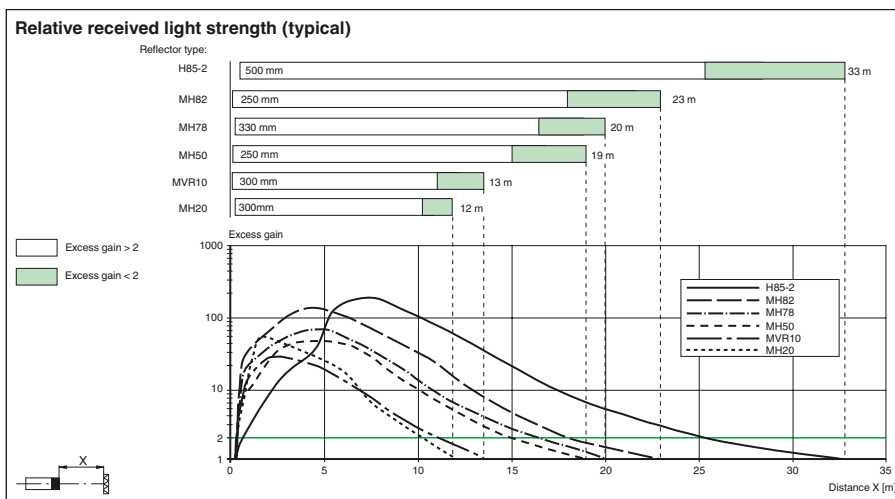
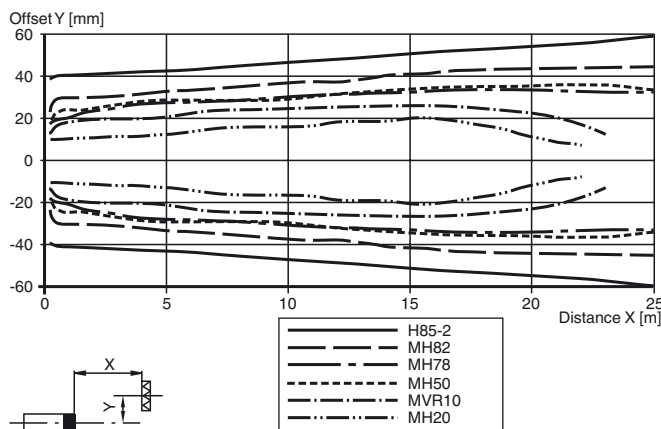
REF-MH78

| | |
|----------------------|---------------------|
| Housing width | 15 mm |
| Housing height | 61.7 mm |
| Housing depth | 41.7 mm |
| Degree of protection | IP67 / IP69 / IP69K |
| Connection | 2 m fixed cable |
| Material | |
| Housing | PC (Polycarbonate) |
| Optical face | PMMA |
| Mass | approx. 83 g |
| Cable length | 2 m |

| | |
|-----------------------------------|--|
| Approvals and certificates | |
| UL approval | E87056 , cULus Listed , class 2 power supply , type rating 1 |
| CCC approval | CCC approval / marking not required for products rated ≤36 V |
| FDA approval | IEC 60825-1:2007 Complies with 21 CFR 1040.10 and 1040.11 except for deviations pursuant to Laser Notice No. 50, dated June 24, 2007 |

Curves/Diagrams

Characteristic response curve



Functions and Operation

To unlock the adjustment functions turn the sensing range /sensitivity adjuster for more than 180 degrees.

Sensing Range / Sensitivity

Turn sensing range / sensitivity adjuster clockwise to increase sensing range / sensitivity.

Turn sensing range / sensitivity adjuster counter clockwise to decrease sensing range / sensitivity.

If the end of the adjustment range is reached, the signal indicator starts flashing with 8 Hz.

Light-on / Dark-on Configuration

Press the light-on / dark-on changeover switch for more than 1 second (less than 4 seconds). The light-on / dark-on mode changes and the operating indicators are activated accordingly.

If you press the light-on / dark-on changeover switch for more than 4 seconds, the light-on /dark-on mode changes back to the original setting. On release of the light-on / dark-on changeover switch the current state is activated.

Release date: 2018-05-23 09:22 Date of issue: 2019-10-31 295670-100087_eng.xml

Restore Factory Settings

Press the light-on / dark-on changeover switch for more than 10 seconds (less than 30 seconds) until all LEDs turn off. On release of the light-on / dark-on changeover switch the signal indicator turns on. After 5 seconds the sensor resumes operation with factory default settings.

After 5 minutes of inactivity the sensing range / sensitivity adjustment is locked. In order to reactivate the sensing range / sensitivity adjustment, turn the sensing range /sensitivity adjuster for more than 180 degrees.